


Wound Expo 2019



What do you know about
Biofilms?

QUIZ



- An aggregate of bacteria, tolerant to treatment and the host defence (Bjarnsholt 2016)
- Planktonic bacteria form micro-colonies
- Mixed microbes
- Form with a 'coating' extra-polymeric substance (EPS) provides protection of the bacteria

Where do we find Biofilms?



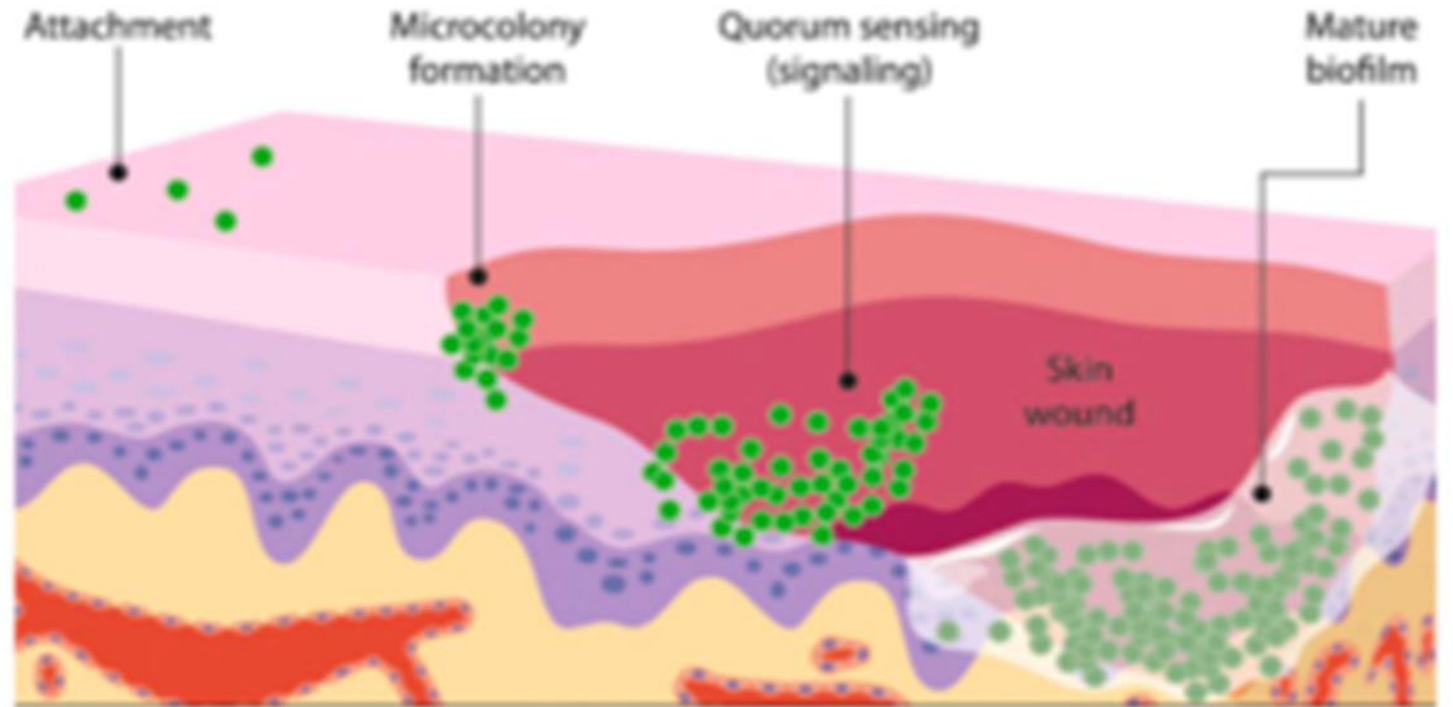


Biofilms on Wounds

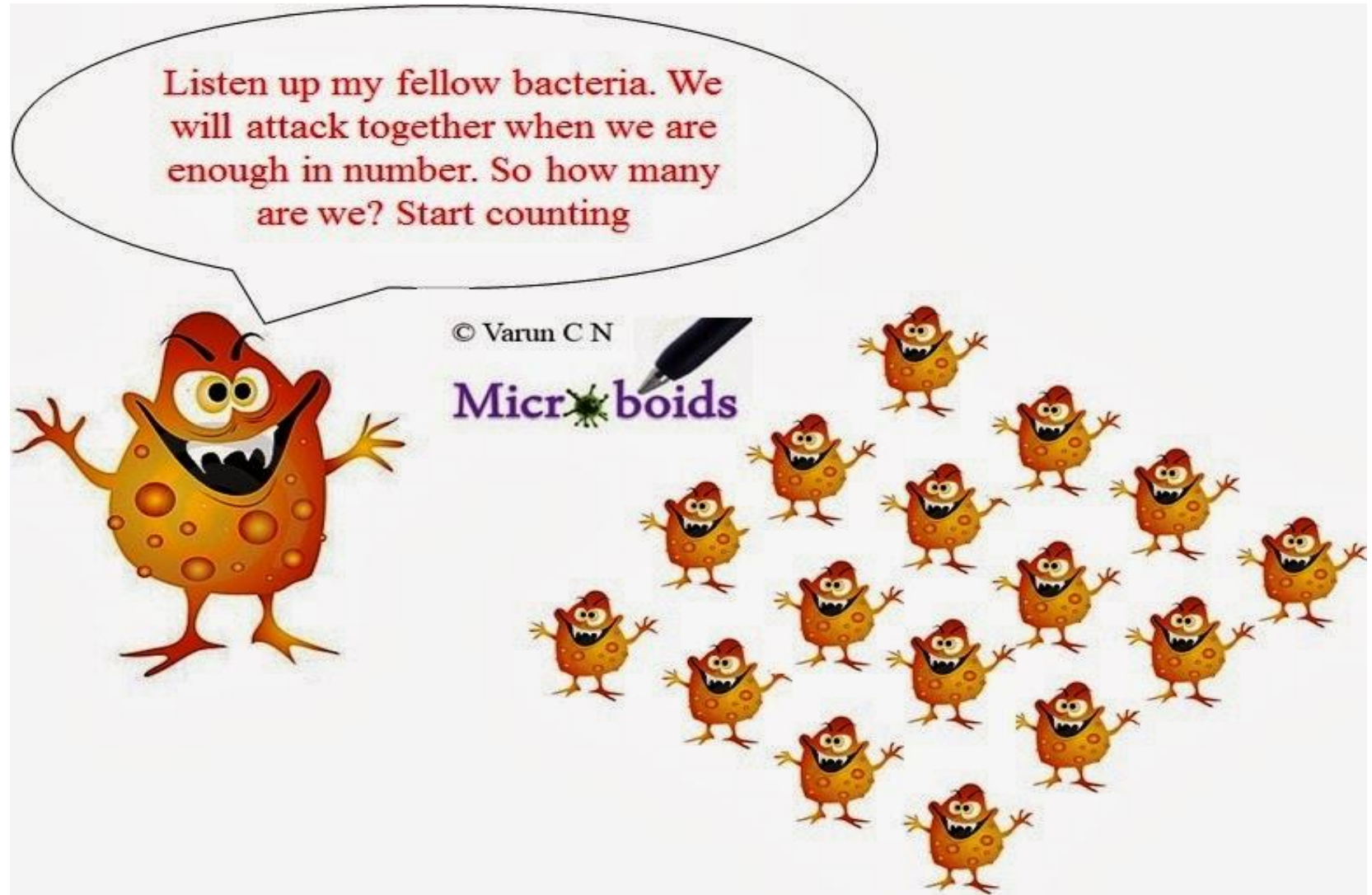
- Chronic V Acute wounds
- Inflammatory phase –static
- Prevents healing and progression
- Cannot be seen by the naked eye
- Majority of Chronic wounds have a biofilm
(Malone et al 2017)
- Associated with complexity of the patient and wound

Attachment, Growth, Dispersal

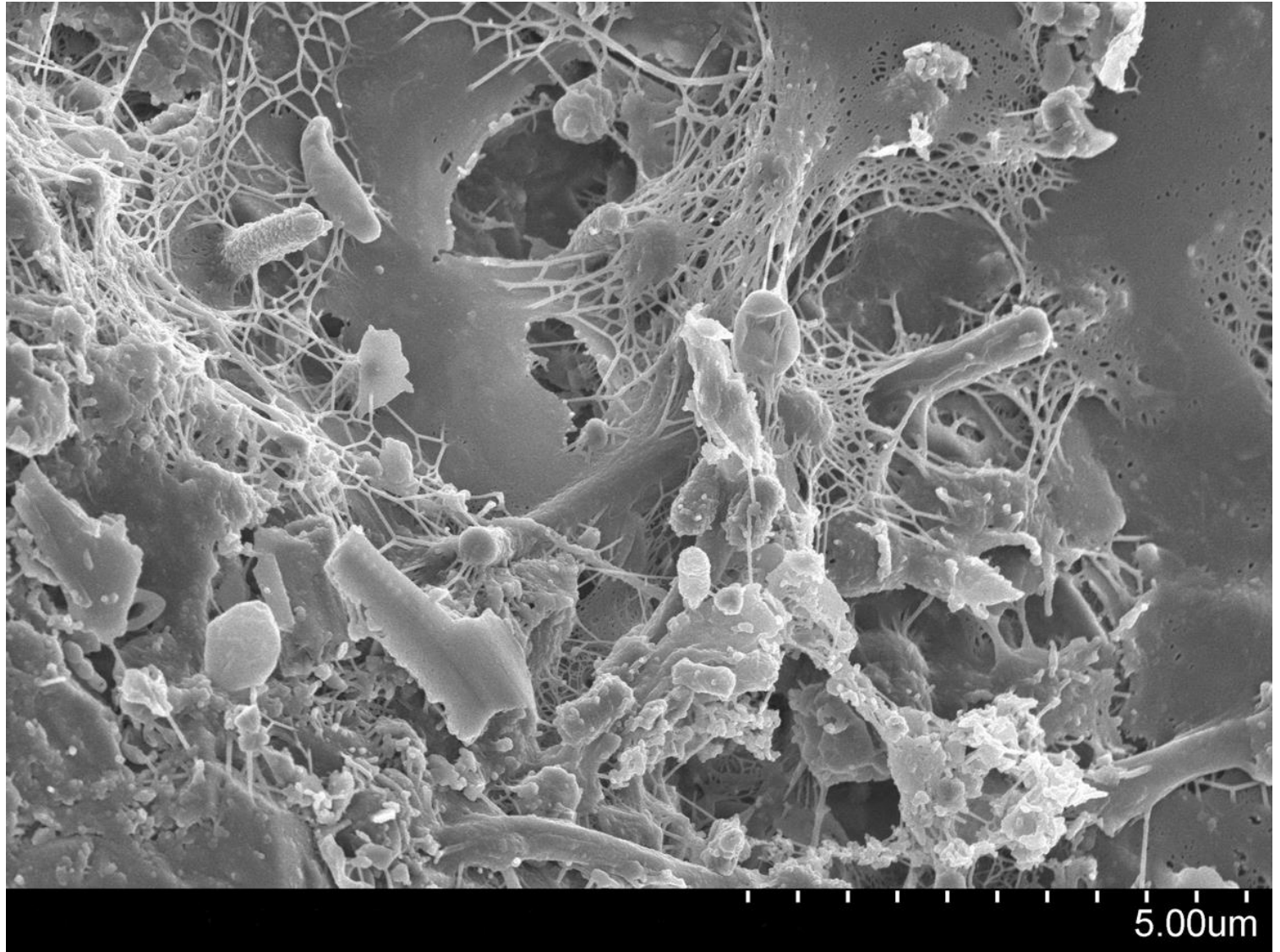
Biofilm Development



Wound Expo 2019



Wound Expo 2019





How do we recognise a Biofilm?

- Non-healing/static wound
- Addressing possible underlying issues
- No clear clinical signs of infection
- Presume there is a Biofilm
- May see: Increased amounts of slough
- Shiny, slimy, translucent surface





How do we manage a Biofilm on a wound?

Aim: to reduce biofilm and prevent reconstruction

- Debridement or vigorous cleansing of wound bed
- Dependant on training/scope of practice



Debridement available to you....

- **Dressings** –will take a long time to disrupt wound surface
- **Mechanical –pad/wipe** – easy choice, quick, disturbs wound surface
- **Sharp –scalpel/blade** – if trained



How do we prevent Biofilm Recurrence?

- Wound assessment/review
- Make debridement part of wound care regime
Debrisoft, prontosan pad, UCS pad
- Appropriate dressing choice –antimicrobials
Iodine, silver, PHMB etc



Introduction to Debridement and Cleansing
products for use in practice



What do you now know about
Biofilms?

QUIZ